

The Webex Suite Meeting Platform is Coming Soon!



Important Information

Why is this happening?
The Webex Suite Meeting Platform is the intended outcome of our journey to the converged meeting experience across Webex applications and devices. One application with one architecture providing an enhanced and optimized experience for hybrid work.

Key Benefits:

- Fast meeting join with native Webex app meeting experience
- Start, schedule, join full featured meetings from within Webex spaces
- All Webex workloads meetings, calling, messaging, and whiteboarding powered from a single platform

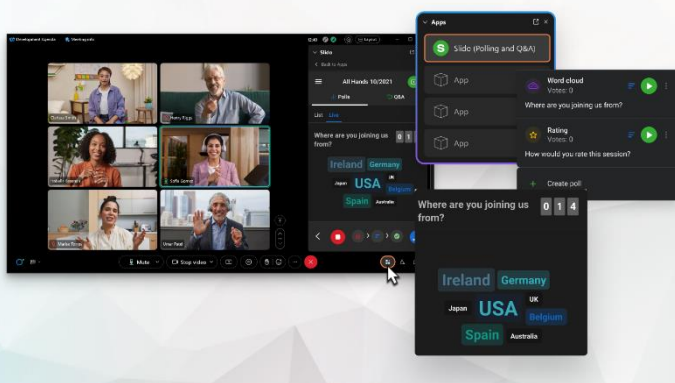
Want to see a quick overview of what the improved experience will look like? [Watch This!](#)

View all user interface changes [HERE](#)

[Check if your meetings are running on the Webex Suite Meeting Platform:](#)

In a meeting, click Meeting Info > Security. If it says Meeting platform: Commercial (Webex Suite), your Webex meetings use the Webex Suite meeting platform. If you don't see this, your Webex meetings isn't running on the new platform yet!

Key User Interface Changes



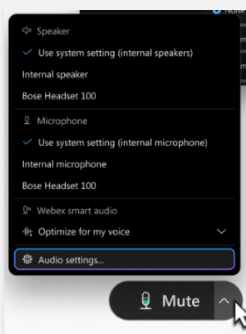
Our Polling and Q&A have had a major upgrade!

Slido is replacing native Webex polling and Q&A. Slido offers powerful enhancements with robust capabilities and real-time insights into audience engagement. More information on Slido and added benefits can be found [here](#).

Where's the Menu Bar?

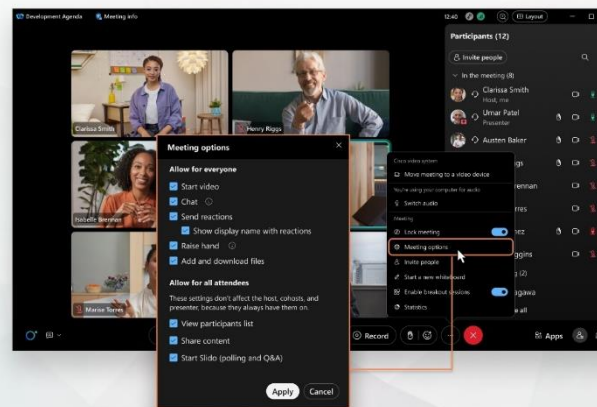
Menu bar settings are now more contextual and distributed across the meeting under *Audio Options*, *Video Options*, *Share*, and *More Options*.

For example, access Audio Options from the drop-down in



Need to manage your participants?

Go to More options in the meeting controls to access meeting options and enable features like breakout sessions and whiteboarding.



Chat just became more fun and engaging.

Chat is getting an upgrade and mirrors the Webex App messaging experience. Meeting participants can engage by responding in threads, adding files, using markdowns, reactions or GIFs.

Need a refresher? Check out [this article](#).

Resources



Webex Help Center

Check out [this article](#) to review all of the changes and updates you will experience on the Webex Suite Meeting Platform.



Online Classes

Enroll in [Webex Academy](#) and learn anytime with self-paced courses and quick video tutorials on all things Webex or register for live classes.



Keep Learning!

Learn how to use Webex for you. Everyone works differently! Check out [our best practices and advanced features](#) to customize your workday experience.

The Webex Suite Meeting Platform is Coming Soon!

Key User Interface Changes

Key Changes	Description	Help Article
Menu Bar	Features that were earlier available from the menu bar are now more contextual and distributed across the meeting.	Where's the menu bar?
Polling and Q&A	Slido is our upgraded offering for Polling and Q&A and is now automatically included! Slido is required to Polling and Q&A.	Slido - Polling and Q&A Integrate Slido with Webex App
Access messages after the meeting	If your organization saves meeting messages, after a meeting ends, the meeting conversation is closed but the messages are saved with the meeting content. Revisit the chat or share it with others.	Persistent Chat
Message a meeting	If you're invited to a meeting but haven't joined it, you can still chat with everyone in the meeting.	Send a message to meeting
Move a meeting to another desktop or mobile device	Seamlessly move a meeting from one desktop or mobile device to another without disrupting or disconnecting from the meeting.	Move a meeting
Share my meeting window	Share My Meeting Window option - There are two ways to do that now, and both are available from the Share content option in the meeting controls: - Select Webex and meeting window - Screen share (and switch to the meeting window while sharing)	Share meeting window Share content in meeting
Share file in a meeting	- You can share the following types of files: .doc, .docx, .pdf, .ppt, .pptx, .xls, and .xlsx. - MP4 files and Universal Communications Format (UCF) files aren't supported. - The maximum file size is 100 MB and 50 pages long.	Share a file in a meeting
Share portion of screen	You can now share a specific area of your screen only. Participants only see the portion of the screen you select, not your entire screen.	Share portion of your screen
Reclaim the host role	If you're hosting a meeting but you're running late or can't join the meeting, have someone else take over the host role	Reclaim the host role

Resources



Webex Help Center

Check out [this article](#) to review all of the changes and updates you will experience on the Webex Suite Meeting Platform.



Online Classes

Enroll in [Webex Academy](#) and learn anytime with self-paced courses and quick video tutorials on all things Webex or register for live classes.



Keep Learning!

Learn how to use Webex for you. Everyone works differently! Check out [our best practices and advanced features](#) to customize your workday experience.